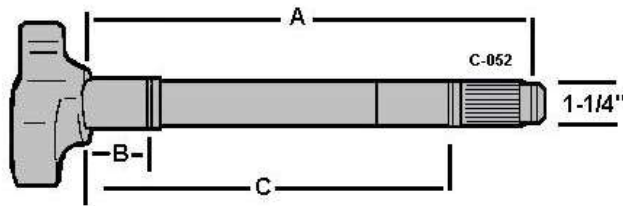


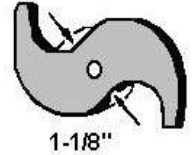
FREIN

ARBRE A CAME

**HENDRICKSON
FREIN "ES" 16-1/2'**



MAIN GAUCHE



1-1/2" DIAM. - 28 CANNELURES

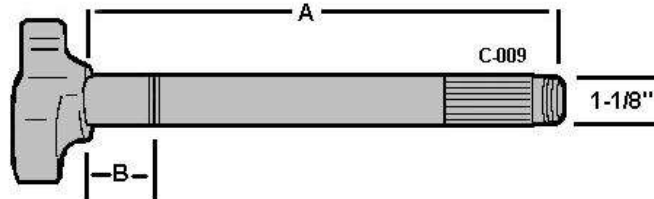
NO.	REPLACEMENTS	A	B	C
CAM-12032L	HENDRICKSON S-24636-1L	11-1/16"	2-5/16"	8-11/16"
CAM-12033R	HENDRICKSON S-24636-1R			

1-1/2" DIAM. - 10 CANNELURES

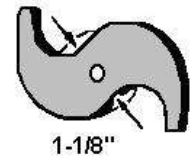
NO.	REPLACEMENTS	A	B	C
CAM-12034L	HENDRICKSON S-23857-1L	11-1/16"	2-5/16"	8-11/16"
CAM-12035R	HENDRICKSON S-23857-1R			

"A" DIMENSION
Mesurer de l'intérieur de
la tête jusqu'au début
de la rainure de la barrure

**EATON
FREIN XL
15" & 16-1/2"**



MAIN GAUCHE

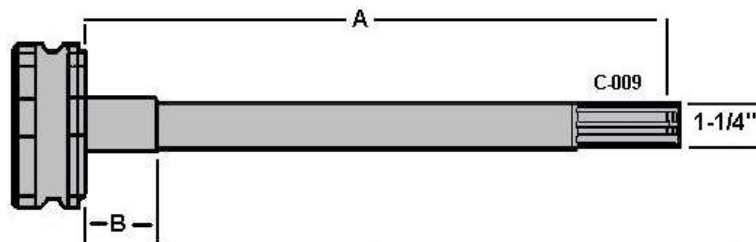


1-1/2" DIAM. - 10 CANNELURES

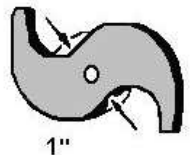
NO.	REPLACEMENTS	A	B
CAM-10294L	EATON 807858	10-9/16"	1-3/4"
CAM-10295R	EATON 807859		
CAM-10430L	EATON 808068	13-1/2"	1-3/4"
CAM-10431R	EATON 808069		

"A" DIMENSION
Mesurer de l'intérieur de
la tête jusqu'au début
de la rainure de la barrure

**EATON
FREIN AX 15"**



MAIN GAUCHE



1-1/4" DIAM. - 10 CANNELURES

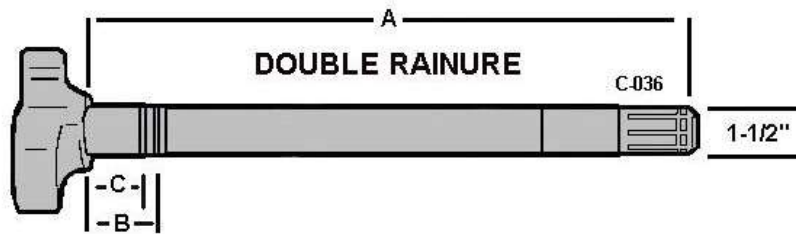
NO.	REPLACEMENTS	A	B
CAM-10502L	EATON 811668	15-3/4"	1-3/4"
CAM-10503R	EATON 811669		

"A" DIMENSION
Mesurer de l'intérieur de
la tête jusqu'au début
de la rainure de la barrure

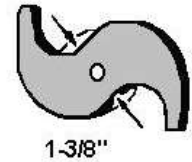
FREIN

ARBRE A CAME

**STANDARD
FREIN 16-1/2"**



MAIN GAUCHE

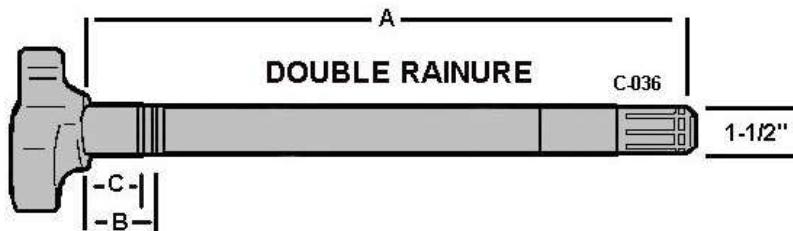


NO.	A	B	C
CAM-10506L	20-3/8"	2-7/32"	1-5/8"
CAM-10507R			
CAM-10522L	23-7/16"	2-7/32"	1-5/8"
CAM-10523R			

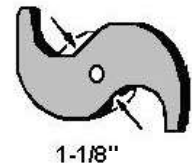
1-1/2" DIAM - 10 CANNELURES

"A" DIMENSION
Mesurer de l'intérieur de
la tête jusqu'au début
de la rainure de la barrure

**SPICER
FREIN 16-1/2"
"XL"**



MAIN GAUCHE

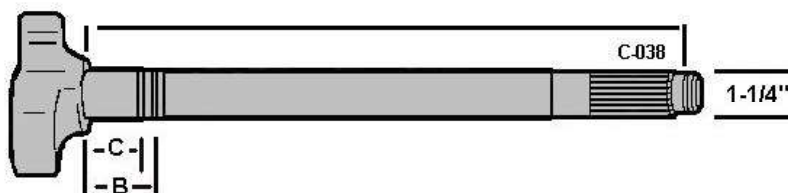


NO.	A	B	C
CAM-Q10505L	20-3/8"	2-7/32"	1-5/8"
CAM-Q10507L			
CAM-Q10522L	23-7/16"	2-7/32"	1-5/8"
CAM-Q10523R			

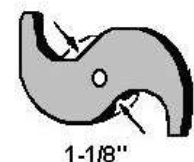
1-1/2" DIAM - 10 CANNELURES

"A" DIMENSION
Mesurer de l'intérieur de
la tête jusqu'au début
de la rainure de la barrure

**SPICER
FREIN 16-1/2"
"XL"**



MAIN GAUCHE



NO.	A	B	C
CAM-10152L	17-3/8"	2-7/32"	1-5/8"
CAM-10153R			
CAM-10154L	20-3/8"	2-7/32"	1-5/8"
CAM-10155R			
CAM-10158L	23-1/2"	2-7/32"	1-5/8"
CAM-10159R			
CAM-10094L	23-7/8"	2-7/32"	1-5/8"
CAM-10095R			
CAM-10162L	24"	2-7/32"	1-5/8"
CAM-10163R			

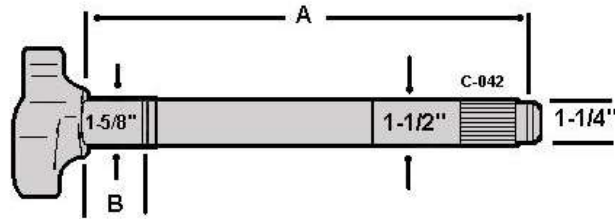
1-1/2" DIAM. - 28 CANNELURES

"A" DIMENSION
Mesurer de l'intérieur de
la tête jusqu'au début
de la rainure de la barrure

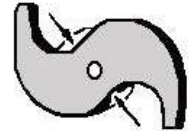
FREIN

ARBRE A CAME

**SPICER
FREIN 16-1/2"
"XL"**



MAIN GAUCHE



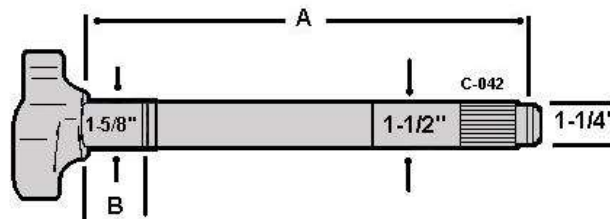
1-1/8"

NO:	A	B
CAM-10172L	23-1/2"	2-7/32"
CAM-10173R		
CAM-10176L	24-1/8"	2-7/32"
CAM-10177R		
CAM-10174L	26-7/8"	2-7/32"
CAM-10175R		

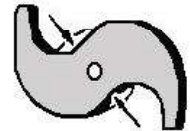
1-1/2" DIAM - 28 CANNELURES

"A" DIMENSION
Mesurer de l'intérieur de
la tête jusqu'au début
de la rainure de la barrure

**MERITOR
FREIN 16-1/2"
"Q PLUS"**



MAIN GAUCHE



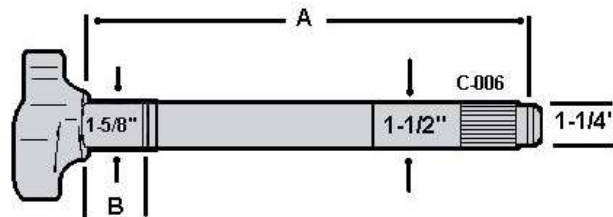
1-1/8"

NO:	A	B
CAM-Q10354L	24-1/8"	1-63/64"
CAM-Q10355R		
CAM-Q10312L	11-9/16"	1-13/16"
CAM-Q10313R		

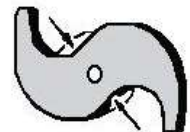
1-1/2" DIAM - 28 CANNELURES

"A" DIMENSION
Mesurer de l'intérieur de
la tête jusqu'au début
de la rainure de la barrure

**INGERSOL
FREIN 16-1/2"**



MAIN GAUCHE



1-3/8"

NO.	A	B
CAM-10916L	23-7/8"	2-1/4"
CAM-10917R		

1-1/2" DIAM - 28 CANNELURES

"A" DIMENSION
Mesurer de l'intérieur de
la tête jusqu'au début
de la rainure de la barrure

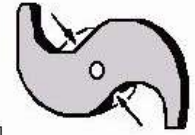
FREIN

ARBRE A CAME

**SPICER
FREIN
16-1/2" & 18"**



MAIN GAUCHE



1-3/8"

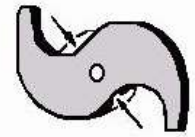
1-1/2" DIAM - 28 CANNELURES

"A" DIMENSION
Mesurer de l'intérieur de
la tête jusqu'au début
de la rainure de la barrure

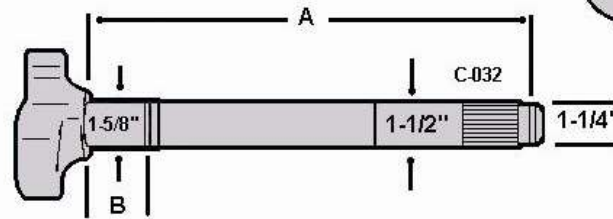
NO.	A	B	C
CAM-10422L	23-1/2"	2-7/32"	1-5/8"
CAM-10423R			

**MERITOR
FREINS 16-1/2"**

MAIN GAUCHE



1-3/8"



1-1/2" DIAM - 28 CANNELURES

"A" DIMENSION
Mesurer de l'intérieur de
la tête jusqu'au début
de la rainure de la barrure

NO.	A	B
CAM-10854L	17-5/16"	1-63/64"
CAM-10855R		
CAM-10856L	20-13/32"	1-63/64"
CAM-10857R		
CAM-10858L	24-1/16"	1-63/64"
CAM-10859R		
CAM-10758L	24-1/16"	1-23/32"
CAM-10759R CAM-10859R		
CAM-10758L	24-1/16"	1-23/32"
CAM-10759R		

ENCEINTE D'ARBRE A CAME

TROUSSE POUR ENCEINTE D'ARBRE



ENCEINTE



DIA. INT	LONG
1-1/2"	17-3/4"

DIA. INT	LONG
1-1/2"	21"


REPLACE
ROCKWELL
SPICER-TA31-1401
46-4-095

REPLACE
ROCKWELL
SPICER-TA31-1402
46-4-096

HENDRICKSON S26348	intérieur	extérieur
1 ENCEINTE		
2 SUPPORTS D'ARBRE		
2 RONDELLES	2-1/4"	1-1/2"
3 RONDELLES	1-7/8"	1-1/4"
1 JOINT	2-3/8"	1/16"
1 BAGUE DE BLOCAGE		1-3/8"
1 BAGUE DE BLOCAGE		1-1/8"
3 BOULONS 1-1/4" long		3/8"
3 ÉCROUS	3/8" n.c.	

46-6-348

SUPPORT D'ENCEINTE



DIA. INT	ÉPAISSEUR
1-7/8"	1/8"

REPLACE
ROCKWELL
SPICER-TA31-1405

46-4-097